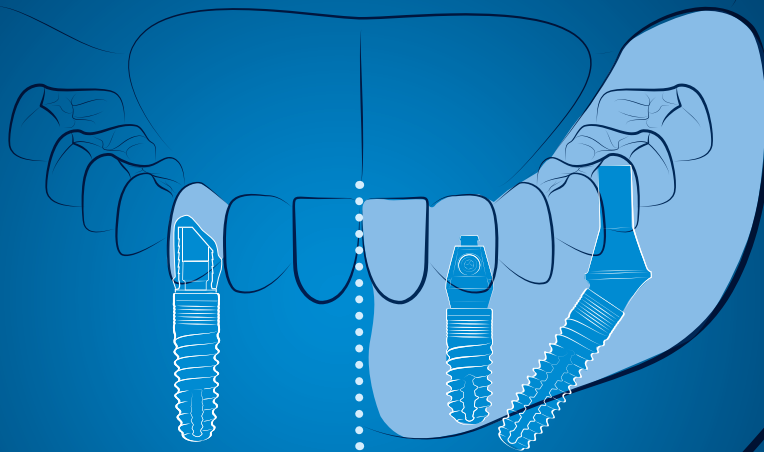


IMPLANT THERAPIES

FOR IMMEDIATE RESTORATION





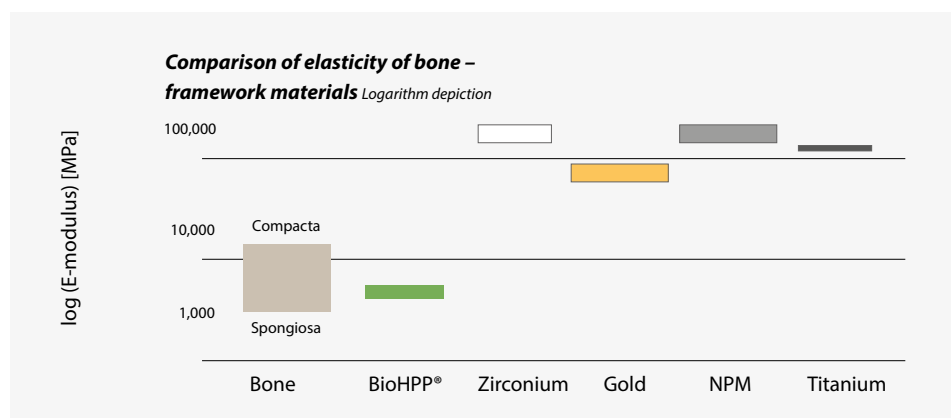
bredent group implant treatments with bionic high-performance polymers

SKYonics covers tissue-related implant management, implant prosthetics with bionic high-performance polymers as well as implant treatments for immediate restoration.

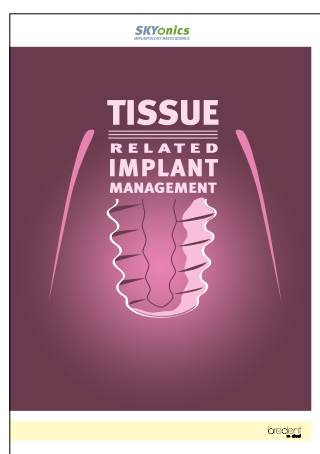
The SKY® implant family forms a basis with high primary stability for cross-disciplinary implant treatments that make optimal use of local bone. They are bonded using high-performance polymers such as BioHPP® and HIPC. This allows ground-breaking restorations that provide patients with a natural-looking and physiological framework, since BioHPP® possesses a similar degree of elasticity to natural bone.

With the aesthetic and functional visio.lign® system, the bredent group is able to offer a host of possibilities for physiological veneering that demonstrates optimal bonding with all framework and veneer materials. These elements underpin the successful application of a host of immediate restoration treatments for cases ranging from single and multiple tooth loss up to total edentulism.

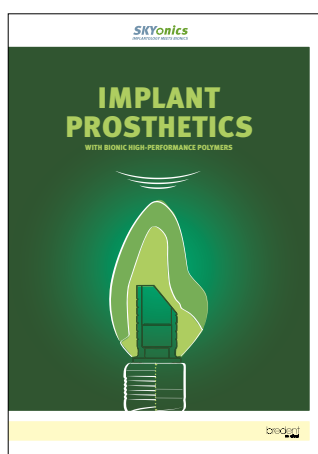
Today, the bredent group is the world leader in combining implantology and bionic prosthesis materials. Thanks to its in-house development and production, the bredent group is a pioneering innovator in optimising implant prosthetics using bionic high-performance polymers.



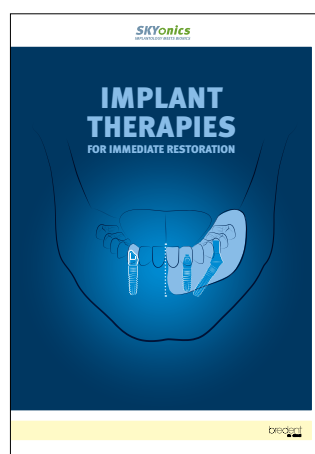
The bredent group is opening up new avenues for providing patients with even more natural-looking restorations. Improved implant prosthesis solutions from one single source in the interest of patients and our partners – that is the bredent group.



REF 009913GB



REF 009912GB



REF 000200GB

We fulfil modern patient wishes

And yours too.



Development of new patient groups
Growth for the practice



Shorter treatment times
More restorations



Fewer surgical procedures
Prevention of risks



Quick and immediate restoration
What the patient wants



No becoming edentulous
Solutions for everyone



Clinically proven and scientifically based
For safe application




Everything from a single source
Easy thanks to complete protocols

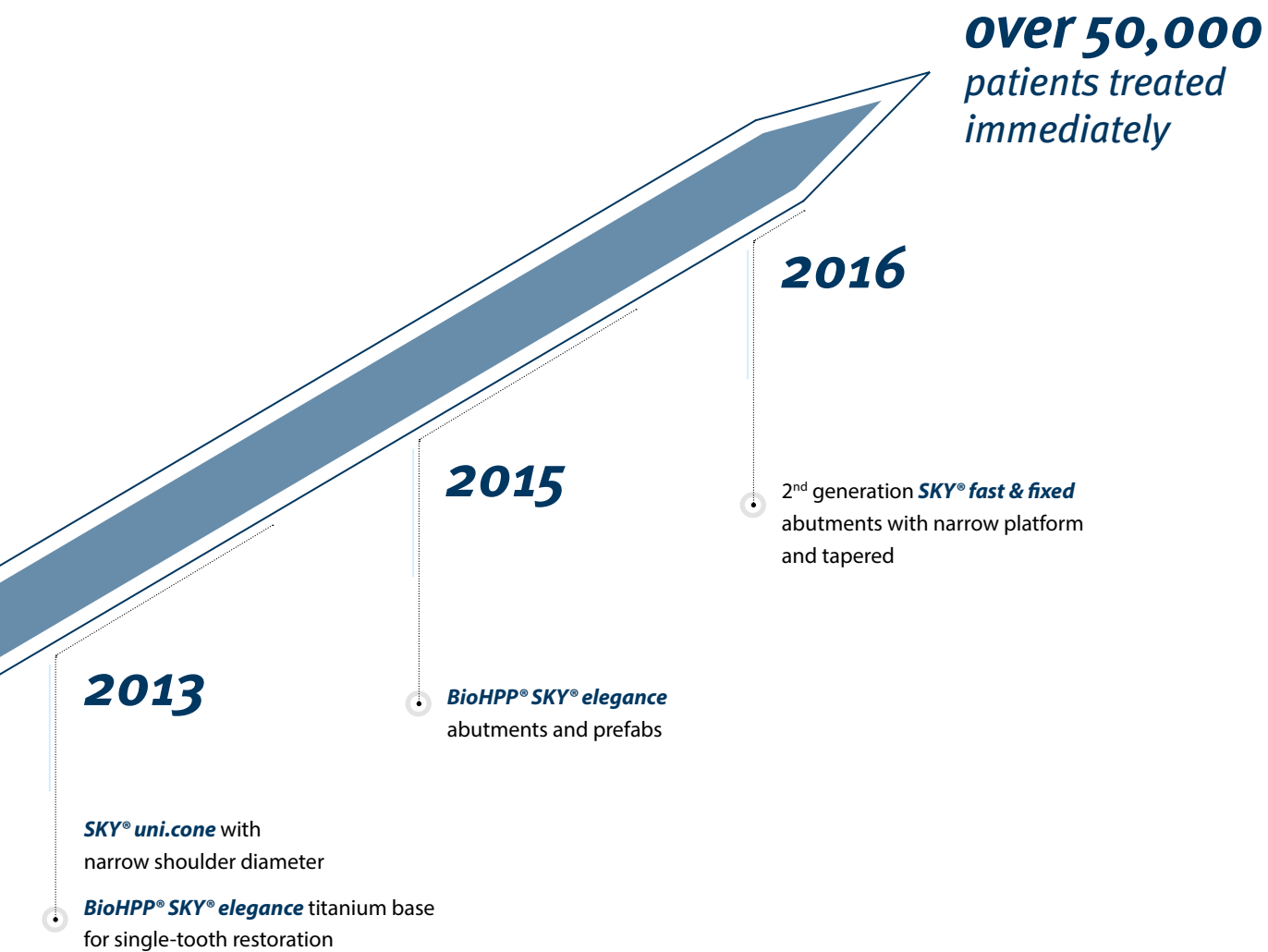


Satisfied patients
More self-confidence and better quality of life

The leader in immediate restoration

*Clinically-proven experience
of more than 10 years*





Even today, there is often no adequate treatment following tooth loss resulting in the loss of local soft and hard tissue, as high costs and extensive surgical procedures are expected. It is possible to massively reduce the number of practice visits and the scope of the surgical procedures using immediate restoration in the bone

in situ and avoiding extensive augmentations. As a result of this effect and the savings, the overall implant treatment becomes cheaper and therefore an interesting option for more patients.

The number of restorations in the practice/clinic is increasing!

For more information, request

the "Implant prosthetics with bionic high-performance polymers" (REF 009912GB)
and "Tissue Related Implant Management" (REF 009913GB) brochures on +49 (0) 7309 / 872-441.





visio.lign® – veneer system

- Highly aesthetic
- Long-term stability
- Plaque-resistant

Monolithic crown abutment

Bacteria-proof due to the chemical mechanical bond between the BioHPP® and the visio.lign® veneer system

BioHPP® abutment bodies

- Elastic, like bone
- Protection during the healing period
- Tooth-coloured
- Easy to prepare in the patient's mouth

No gaps between BioHPP® and titanium

- No gap
- No bacteria infiltration
- No cement residues in the sulcus

Seat of the screw made in titanium

Long-term stable connection

Neck design adapted to the bone situation

(supra-crestal and iso-crestal)

Reliable implant abutment connection

- Long and stable tube-in-tube connection
- Same connection for all diameters
- Low number of prosthetic components

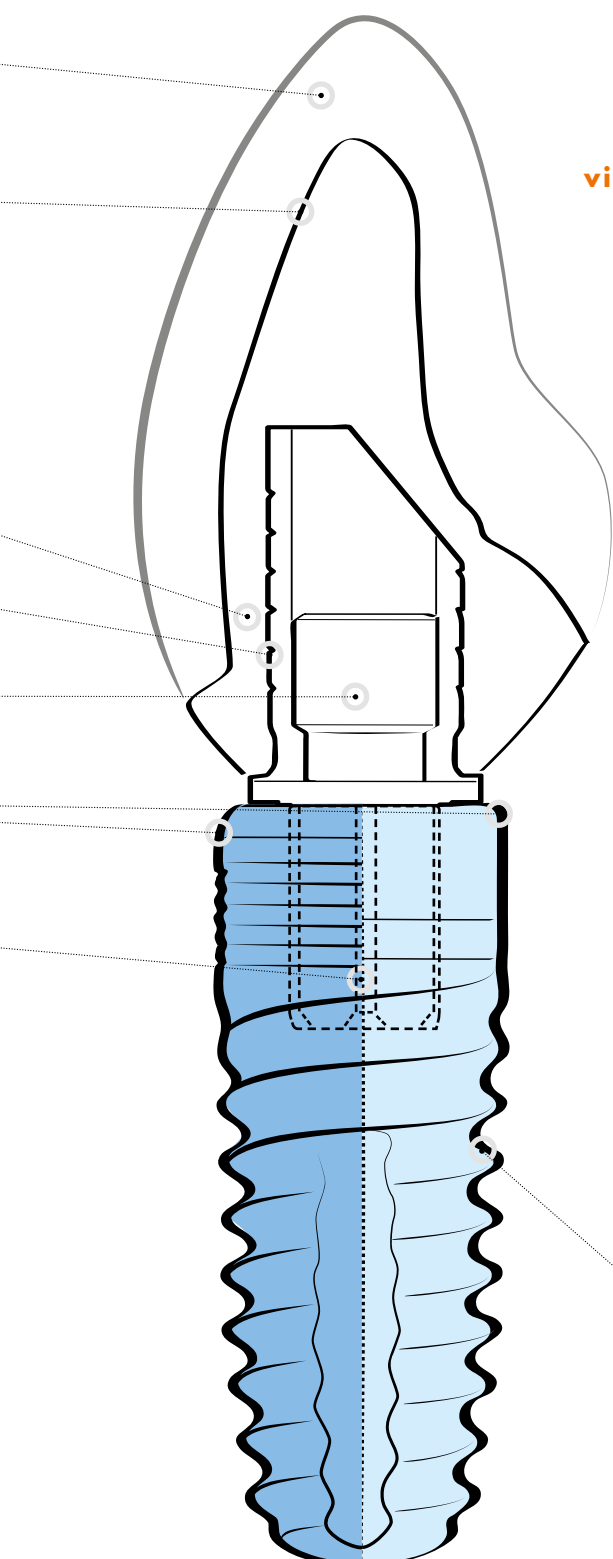
Prosthetic range – BioHPP® SKY® elegance

- Pre-fabricated BioHPP® SKY® elegance abutments
- Laboratory-manufactured individual abutments SKY® elegance titanium base
- CAD/CAM solution with BioHPP® SKY® elegance prefab

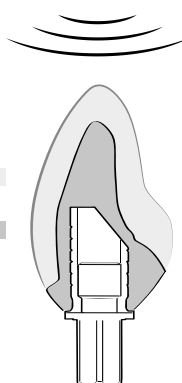


BioHPP® SKY® elegance

*For an immediate and aesthetic restoration of single-tooth gaps
Ideal as a one-time abutment thanks to shock absorption*



visio.lign®
BioHPP



**BioHPP
SKY®**
elegance

*BioHPP® SKY® elegance abutment
suitable for narrowSKY, for blueSKY and
SKY® classic with platform switch*



**blue
SKY®**



**classic
SKY®**

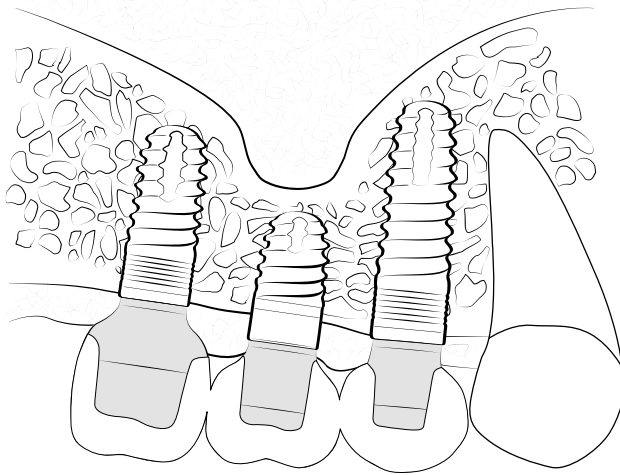
Excellent primary stability!

- Conical cylindrical implant shape
- Double thread
- Self-tapping compression thread
- Surgical protocol tailored to bone quality

**Secure osseointegration thanks to
Osseo-Connect-Surface (OCS)®**

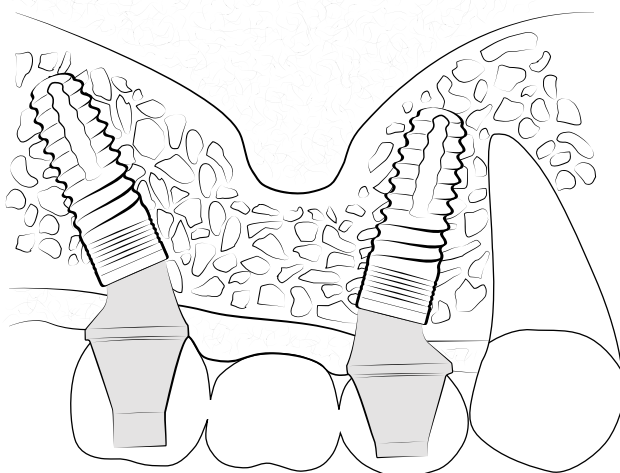
Immediate bridge restoration in a partially-edentulous jaw using one-time treatment

Short and reduced-diameter implants combined



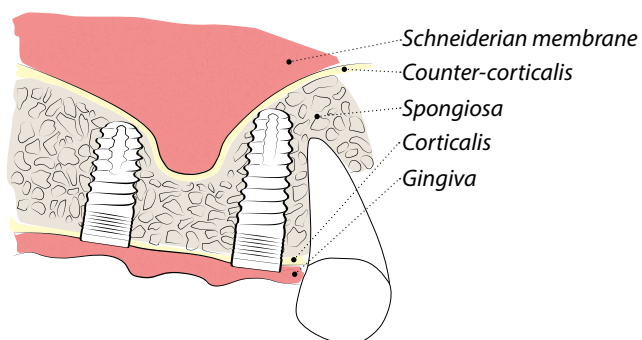
The SKY® classic implant can be used as a short implant with transgingival positioning and best possible use can be made of the local bone without extensive augmentations. An immediate restoration can also be carried out using shock-absorbing abutments and prosthetic materials in the event of adequate primary stability.

SKY® fast & fixed with “small” bridges

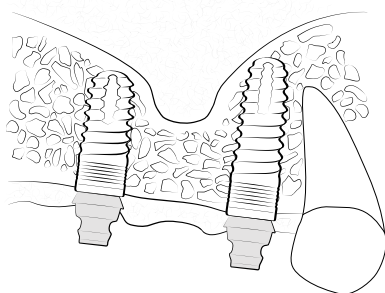


Occlusally or transversely screwed bridge restorations can be created using SKY® implants set at an angle. Expensive and extensive augmenting procedures can often be avoided by using these. An immediate restoration is possible with screwed physiological bridges.

Delayed one-time treatment

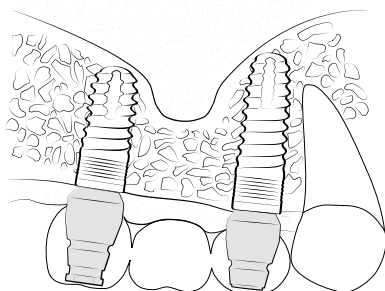


Healing takes place covered in the event of non-adequate primary stability. Previously, modelling of the implant positions would be carried out either digitally or conventionally during the surgical procedure.



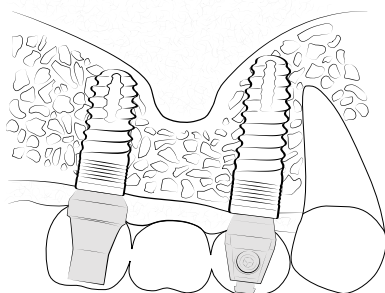
1

The suitable SKY® uni.cone abutments are screwed into the opening at the gingiva former position. They are not removed again.

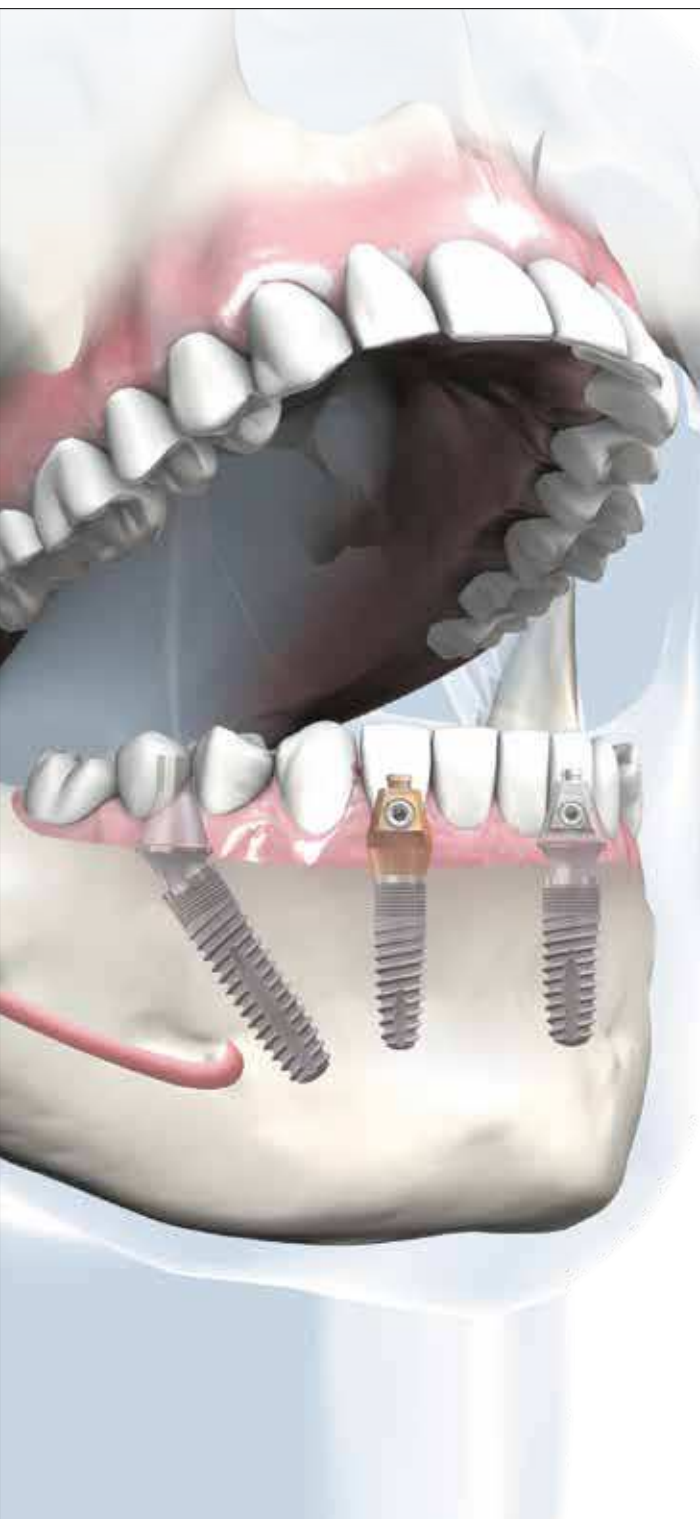


2

The temporary bridge manufactured during the osseointegration phase from physiological prosthetic materials is then screwed in to shape the soft tissue in the best possible way as a long-term treatment. The soft tissue attaches itself to the abutment and protects the implant in the long term - **one-time treatment**.



The final restoration is carried out without changing the abutment, using the prosthetic material of choice – either transversely or occlusally screwed or in combination. Growing gingiva is not traumatised and therefore, high-quality aesthetics are guaranteed.



SKY® fast & fixed

- Platform switch with blueSKY and SKY® classic
- Slender abutments with anatomical design

2-in-1 technique

- Milled framework made from BioHPP®
- Milled veneering made from HIPC
- Combined with the visio.lign® system

Tension-free structure

Smart connections using one abutment

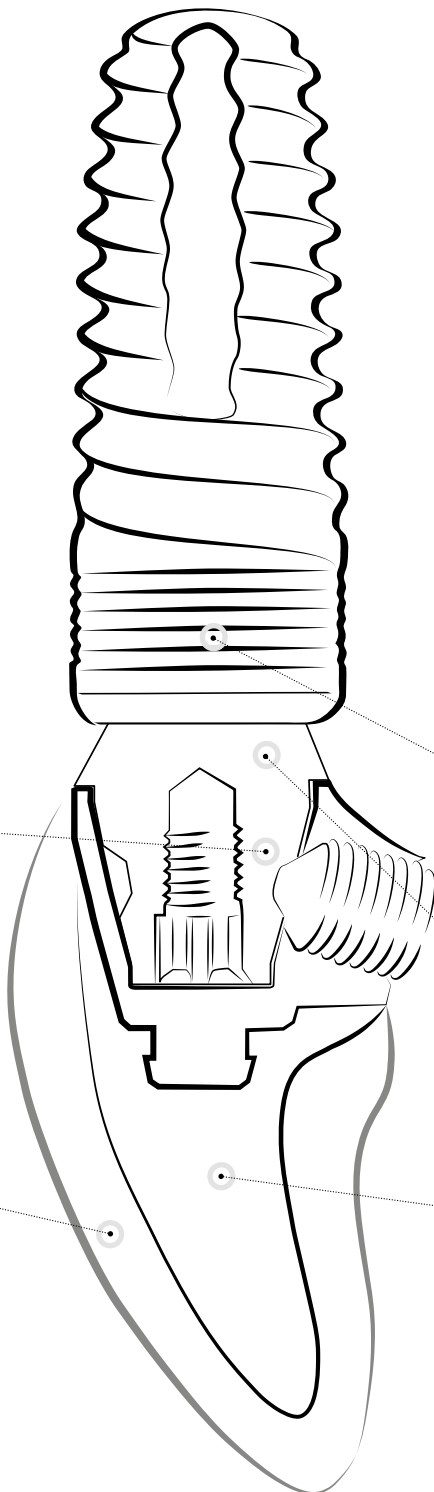
- Occlusal screwing
- Transverse screwing
 - Lowest abutment height, even for thin gingiva
 - No screw channel in the aesthetic zone
 - Easy access
 - Screw fixed in the secondary structure

visio.lign® aesthetic and functional system

- Veneers and composite materials
- Highly aesthetic results
- Long-term stability
- Easy to modify
- Suitable for all framework materials

SKY® fast & fixed

*The full-arch immediate restoration
using transversal screwing*



Excellent primary stability

- Conical cylindrical implant shape
- Double thread
- Self-tapping compression thread
- Surgical protocol tailored to bone quality

Rapid osseointegration

thanks to Osseo-Connect-Surface (OCS)®

Immediate temporary bridge

- Conventional using visio.lign® veneers
- Bridge kit available
- visio.lign® veneers + top.lign professional
- Milled from breCAM.multicom
- Wearing time variable

Safe Interface

- 3.5 mm tube in tube
- Torx® rotation lock
- Six positions

Two shoulder diameters

- SKY® uni.cone 4.5 mm / SKY® fast & fixed 5.65 mm
- Only one abutment platform for SKY® fast & fixed and SKY® uni.cone

BioHPP® permanent bionic framework material

- CAD/CAM – various blanks available
- Conventional – pressed in the for2press system

Immediate prosthesis fixation

with miniSKY and retention.sil prosthesis silicone

*mini¹SKY with
SKY® O ring housing*



mini¹SKY with SKY® O ring housing is the classic choice for prosthesis fixation and has already been tried and tested thousands of times in practice. Alternatively, the prosthesis can also be fixed using a precious metal matrix and adjustable retention.

*mini²SKY
retention.loc*

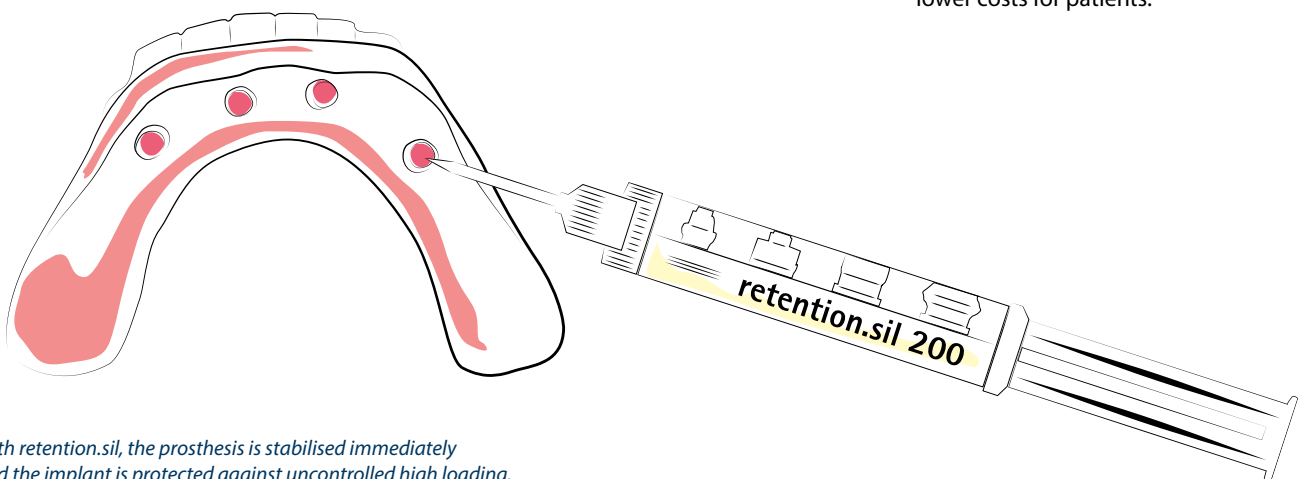


mini²SKY retention.loc is the appropriate locator solution for prosthesis fixation. Fixation with mini²SKY retention screw ensures optimal application of force via the precision torx in the implant.

*mini²SKY
TiSi.snap*



mini²SKY TiSi.snap with retention.sil provides an inexpensive variant for prosthesis fixation with a high level of wearing comfort. The hold of the prosthesis is ensured using retention.sil prosthesis silicone and the level of friction can be selected individually in 3 hardness grades. The existing prosthesis can be reused and this generates lower costs for patients.



With retention.sil, the prosthesis is stabilised immediately and the implant is protected against uncontrolled high loading.

The bredent group

is by your side

Treatment, training and services from a single source



Why not accompany experienced users.
In our expert clinic, you can experience clinical and prosthetic interventions for yourself. Your visit is individually tailored to your needs, and will provide you with an insight into the clinical, dental technical and commercial procedures.



We come to you!
We carry out the surgical intervention together with you, and subsequently support the dental technician in producing the temporary restoration.
Our system advisers provide support in producing the final restoration.



Use our practice-oriented training programme for all indications and therapies. Learn all you need to know about possible approaches and patient marketing. Benefit from applied expertise acquired through professional practice.



Do you regularly carry out treatments? We are here to support you and inform you about improvements. Your success is important to us! The all-round care-free package from the bredent group is your opportunity to increase your business' success, and is unique in the world of dentistry.

Immediate restoration treatment

Individual tooth

Weiss M, Gäßler G. Sofortimplantation und Sofortversorgung im digitalen Workflow: Einzelzahnversorgung mit dem BioHPP SKY elegance-Abutment als One-Time-Abutment. DENT IMPLANTOL 2016; 20, 4: 214-221.



1
Single tooth with fractured root before extraction



2
Individual BioHPP® SKY® elegance abutment in situ based on 3D planning and guided implantology



3
Temporary crown after the osseointegration phase



4
Removal of the temporary crown without traumatising the soft tissue



5
Ceramic crown on elastic BioHPP® SKY® elegance abutment



6
Perfect red-white aesthetics after insertion of the permanent crown

Several replacements of the prosthetic components, as is customary in classic implantology, delays or impairs the attachment of the soft tissue to the abutments¹. In addition, there is a risk of contamination every time the abutment is changed. The soft tissue is protected by using immediate restoration in a one-time treatment. It has been demonstrated in animal experiments that

the innovative BioHPP® SKY® elegance hybrid abutments also support soft tissue attachment². The combination of one-time treatment with 3D planning, guided implantology and the modern physiological BioHPP® material in CAD/CAM manufacture, in the case depicted here, led to an optimal soft tissue situation after treatment.

¹ Grandi T, Guazzi P, Samarani R, Maghaireh H, Grandi G. One abutment-one time versus a provisional abutment in immediately loaded post-extractive single implants: a 1-year follow-up of a multicentre randomised controlled trial. Eur J Oral Implantol 2014; 7: 141-149.

² Mate Sanchez de Val JE, Gomez-Moreno G, Perez-Albacete Martinez C, Ramirez-Fernandez MP, Granero-Marin JM, Gehrke SA, Calvo-Guirado JL. Peri-implant tissue behavior around non-titanium material: Experimental study in dogs. Ann Anat 2016; 206: 104-109.

nts tried-and-tested in practice

Full-Arch

Neugebauer J, Adler S, Kistler F, Kistler S. Treatment of patients with chronic periodontal disease. BDIZ EDI Journal 2014; 2.



Periodontal damaged residual dentition not worth saving



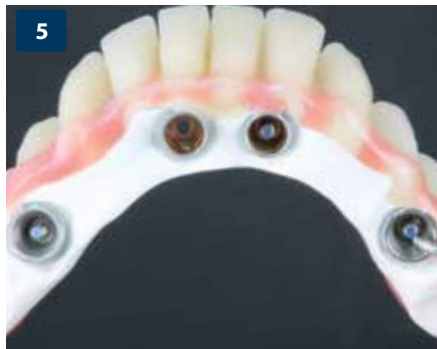
Disinfection of the extraction alveolus with HELBO® therapy



Temporary immediate restoration



Healthy soft tissue conditions prior to the modelling for the permanent restoration



Permanent BioHPP® bridge with visio.lign® veneering



Inserted permanent restoration

Immediate restoration of the complete jaw with few, yet correctly positioned implants that are interlocked immediately with a bridge, has been a tried-and-tested treatment for more than 10 years with predictable positive results³. This has proven that a temporary bridge with no extensions, made from elastic, highly stable prosthetic materials, is to be used initially in order to achieve a stable long-term result, so that no overloading of the soft bone bed with increased peri-implantar bone loss occurs, or

even implant loss. This concept is called "Progressive Bone Loading"⁴. All prosthetic materials can be used for the permanent restoration; however, it has been demonstrated that patients cope better with elastic physiological materials than with hard materials, such as ceramic and metal, because they do not have to change and because they have a natural sensation when chewing⁵.


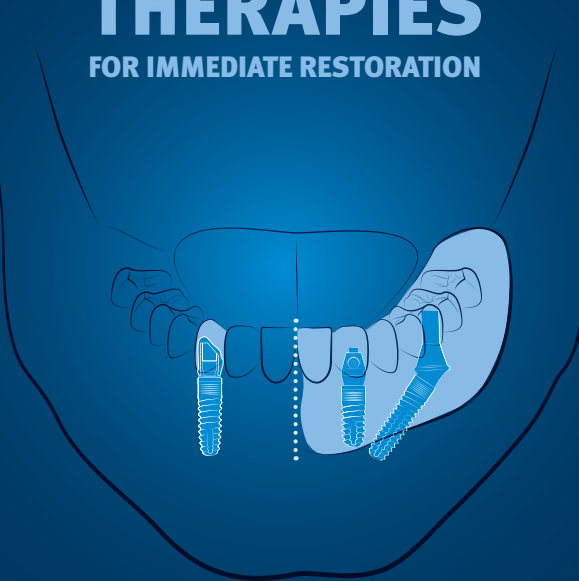
³ Bayer G, Kistler F, Kistler S, Sigmund F, Adler S, Neugebauer J. Treatment options without sinus floor elevation with angled implants. *Implantologie* 2012; 20: 195-204.

⁴ Appleton RS, Nummikoski PV, Pigno MA, Cronin RJ, Chung KH. A radiographic assessment of progressive loading on bone around single osseointegrated implants in the posterior maxilla. *Clin Oral Implants Res* 2005; 16: 161-167.

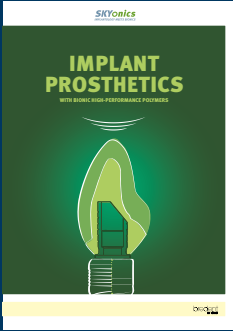
⁵ Adler S, Kistler S, Kistler F, Bayer G, Neugebauer J. Gefräste PEEK-Suprakonstruktion mit Verblendschalen aus Komposit Materialkenntnis und -verständnis als Erfolgsgrundlage für eine langzeitstabile Implantatbrücke. *Quintessenz Zahntech* 2016; 42: 2-15.

IMPLANT THERAPIES

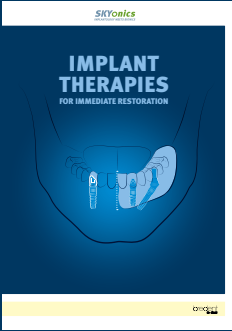
FOR IMMEDIATE RESTORATION



REF 009913GB



REF 009912GB



REF 000200GB

000200GB-20170217
Mistake and subject to change reserved

